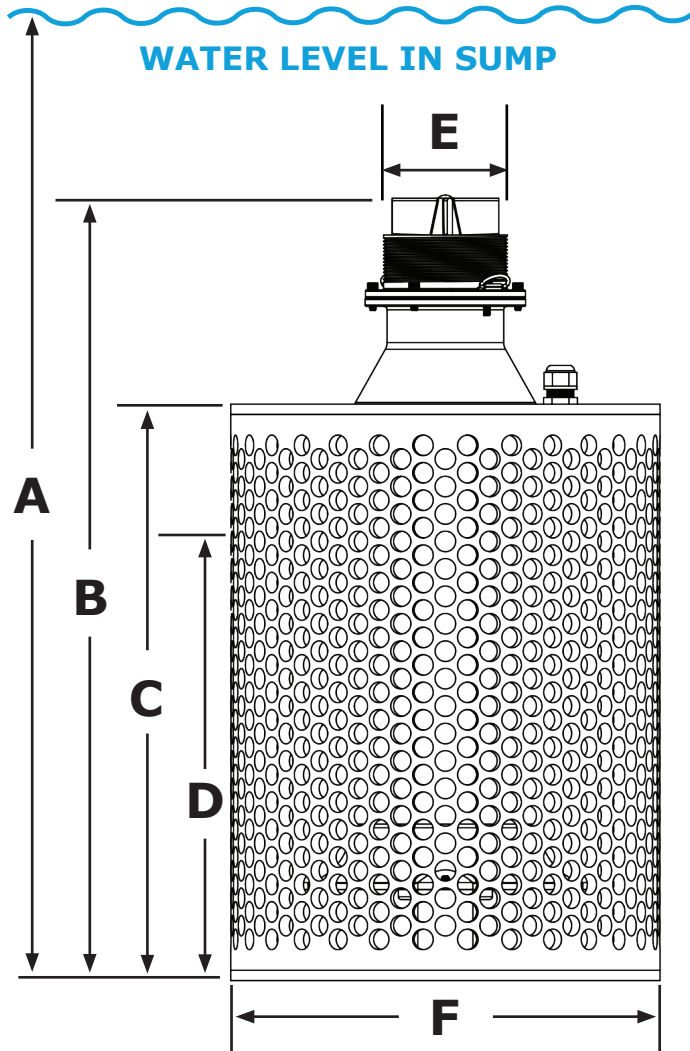


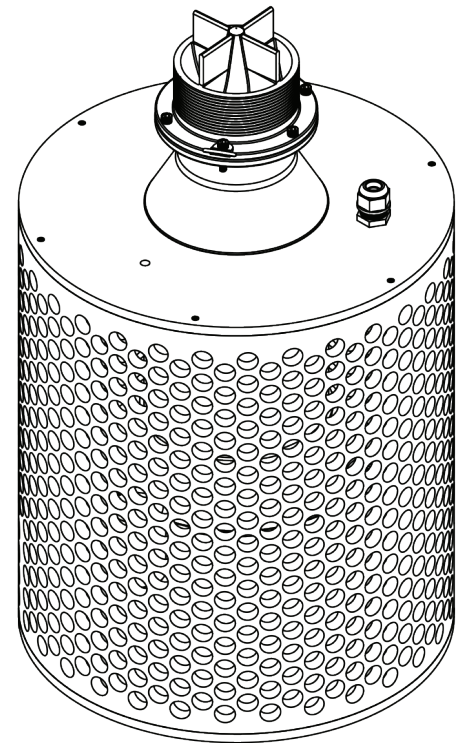
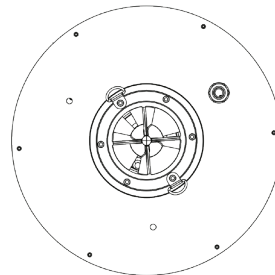
CARRY PUMPS

CP04 SERIES - 1 PHASE PUMP SPECIFICATIONS



6" DISCHARGE RECOMMENDED FOR BEST PERFORMANCE

TOP VIEW



HP	MINIMUM WATER PUMP ON (A)	OVERALL HEIGHT (B)	SCREEN HEIGHT (C)	MINIMUM WATER PUMP OFF (D)	NPT DIAMETER (E)	OVERALL DIAMETER (F)	WEIGHT
1	29"	21"	14"	10"	4"	15"	85 LBS
1.5	32"	24"	17"	13"	4"	15"	95 LBS
2	32"	24"	17"	13"	4"	15"	95 LBS
3	36"	28"	21"	17"	4"	15"	115 LBS

Carry Pumps, Inc. • 1360 Prospect Ave. • Caro, MI 48723
www.carrypumps.com • (800) 492-2779 • sales@carrypumps.com